



Winton Motor Raceway

Round 2 : March 12 - 14



AUSTRALIAN SUPERSPORT 300 CHAMPIONSHIP

Date: 12/03/21
 Event: P02
 Weather: Sunny - Temp: 23.3C
 Track: Dry - Temp: 27.4C

Practice 1

Started at: 09:20:02
 Laps: 20 Min
 Starters: 34
 Printed at: 10:25

CLASSIFICATION

Pos	No	Name	Machine	Fastest Lap	On Lap	Behind Leader	Behind Prev
1	50	Carter THOMPSON (NSW) / MotoStars / RS+C / Doctor Mak / Yamaha / YRD / Motul / Pirelli	Yamaha YZF-R3	1:32.301	11 of 13		
2	97	Peter NERLICH (VIC) / PROWORX / Blayney M-c / Well Sprung M-c Suspension / Penrite Oil	Kawasaki Ninja	1:32.681	11 of 12	.380	.380
3	59	Tom DRANE (NSW) / Construction Supply Specialists / IC Cons / MD Steel	Yamaha YZF-R3	1:32.857	8 of 12	.556	.176
4	88	Joseph MARINIELLO (VIC) / Traction Control M-sport / In House Innovations / Earmold Aus / Goodlife Health	Kawasaki Ninja	1:32.867	13 of 13	.566	.010
5	72	Benjamin BAKER (NSW) / YRD / YMI / Shoei / Alpinestar / West Sliders / SCK / Utech Design	Yamaha YZF-R3	1:32.939	11 of 11	.638	.072
6	47	Zylas BUNTING (NSW) / PROWORX / Blayney M-c / Well Sprung M-c Suspension / Penrite Oil	Kawasaki Ninja	1:33.725	12 of 12	1.424	.786
7	11	Brandon DEMMERY (NSW) / Mini Rev Heads / YRD / 2 Thugs Customs / RWW / Kenma	Yamaha YZF-R3	1:33.888	10 of 10	1.587	.163
8	121	Reece OUGHTRED (VIC) / Dynoverks / Flux Fitness / Moto Go / TT Motorcycles / JAG / Sign Pro /	Yamaha YZF-R3	1:33.939	11 of 11	1.638	.051
9	3	Cameron DUNKER (NSW) / MotoStars / RS+C / Doctor Mak / Yamaha / YRD / Motul / Pirelli	Yamaha YZF-R3	1:34.286	12 of 13	1.985	.347
10	58	Lucas QUINN (QLD)	Yamaha YZF-R3	1:34.371	7 of 10	2.070	.085
11	99	Jacob HATCH (NSW)	Yamaha YZF-R3	1:34.623	8 of 12	2.322	.252
12	78	Caleb GILMORE (MWT) / Metcher Motorsport / Siemec / Fusport / Yamaha / YRD / YamaLube	Yamaha YZF-R3	1:34.772	8 of 10	2.471	.149
13	16	James JACOBS (NSW) / X-Lite / Nedlands Studio / Bridgestone / Lucas Oils / EK Chains / Mototrack	Kawasaki Ninja	1:34.949	9 of 11	2.648	.177
14	32	Jai RUSSO (NSW) / Russo Performance / YRD Yamaha / GTR MotoStars / Ricondi / AGV / TCX	Yamaha YZF-R3	1:35.175	7 of 11	2.874	.226
15	7	Zane KINNA (VIC) / MotoGC Yamaha / Dynoverks	Yamaha YZF-R3	1:35.232	5 of 12	2.931	.057
16	355	Laura BROWN (NSW) / Bikebiz / TheBareBird / S hark Helmets / IXON / Falco Motorcycle Boots	Yamaha YZF-R3	1:35.499	6 of 11	3.198	.267
17	63	Clay CLEGG (NSW) / Williamson Bros / Akubra / Mavin Truck Centre / Central West Electrical	Yamaha YZF-R3	1:35.887	11 of 11	3.586	.388
18	49	Jake FARNSWORTH (NSW) / Full Noise Racing / Worth Race Developments / Freestyle Tattoo Studio	Kawasaki Ninja	1:36.278	7 of 7	3.977	.391
19	12	Henry SNELL (QLD)	Yamaha YZF-R3	1:36.742	7 of 11	4.441	.464
20	95	Matthew RINDEL (VIC) / Gears Racing / Mick Hone M-cycles / Woodcraft / Top Hat Barber Shop / AMX	Yamaha YZF-R3	1:37.082	12 of 12	4.781	.340
21	181	Liam WATERS (QLD) / Moto-shed	Yamaha YZF-R3	1:37.110	11 of 12	4.809	.028
22	39	Glenn NELSON (QLD) / Buddys Pest Control / Dynoverks / XXX Suspension	Yamaha YZF-R3	1:37.418	6 of 12	5.117	.308
23	25	Brodie GAWITH (VIC)	Yamaha YZF-R3	1:37.786	8 of 10	5.485	.368
24	35	Varis FLEMING (VIC)	Yamaha YZF-R3	1:38.022	3 of 3	5.721	.236
25	45	Jamie PORT (VIC) / Yamaha / AGV / Pirelli / Motul / Ricondi / Verafire	Yamaha YZF-R3	1:38.053	4 of 11	5.752	.031
26	17	Oliver SHORT (VIC) / MotoHeaven / James OHagen Photography / Marlo Hotel / Eastern Signs	Kawasaki Ninja	1:38.194	9 of 11	5.893	.141
27	20	Jonathan NAHLOUS (NSW) / Complete AV	Kawasaki Ninja	1:38.331	12 of 12	6.030	.137
28	91	Taiyo AKSU (QLD) / OP Racing / MMM Motorcycles	Yamaha YZF-R3	1:38.886	2 of 2	6.585	.555
29	22	Zackary JOHNSON (VIC)	Kawasaki Ninja	1:38.957	4 of 5	6.656	.071
30	37	Patrick BOGNAR (QLD) / Dynoverks / OMC / Ricondi / Signpro	Yamaha YZF-R3	1:39.154	8 of 11	6.853	.197
31	34	Benjamin ANGELIDIS (ACT) / Full Noise Racing / Freestyle Tattoo Studio / Worth Race Developments	Kawasaki Ninja	1:39.674	9 of 11	7.373	.520
32	51	Samuel PEZZETTA (SA) / Donna Hoeymakers / Unitech Racing / Remo Contractors / SA Profiling	Yamaha YZF-R3	1:41.797	4 of 5	9.496	2.123
33	56	Jesse WOODS (TAS) / Badger Racing / Tyga Performance / Rodney Creed Chartered Accountant	Kawasaki Ninja	1:42.855	11 of 11	10.554	1.058
34	110	Zakary PETTENDY (NSW) / bikesales.com.au	Yamaha YZF-R3	1:46.904	2 of 5	14.603	4.049

Current qualifying record for SS300 class - 1:31.416 by Max STAUFFER (NSW) on a Yamaha YZF-R3 set on 08/09/18

Chief Timekeeper - Scott Laing

Race Director - Tom Williams

Clerk of Course - Paul Hinds





Winton Motor Raceway

Round 2 : March 12 - 14



AUSTRALIAN SUPERSPORT 300 CHAMPIONSHIP


Date: 12/03/21
 Event: P02
 Weather: Sunny - Temp: 23.3C
 Track: Dry - Temp: 27.4C


Practice 1


Started at: 09:20:02
 Laps: 20 Min
 Starters: 34
 Printed at: 10:25

LAP TIMES

No	Name	Lap 1	Lap 2	Lap 3	Lap 4	Lap 5	Lap 6	Lap 7	Lap 8	Lap 9	Lap 10	Lap 11	Lap 12	Lap 13
11	Brandon DEMMERY (NSW)	1:53.671	1:38.503	1:40.353	1:35.727	1:35.355	1:37.313	1:34.780	1:35.372	1:36.385	1:33.888			
99	Jacob HATCH (NSW)	1:53.146	1:38.218	1:41.942	1:37.525	1:37.101	1:35.266	1:34.922	1:34.623	1:34.809	1:36.848	1:37.453	2:27.336	
88	Joseph MARINIELLO (VIC)	1:41.816	1:34.976	1:33.281	1:36.682	1:47.668	1:34.831	2:00.752	1:33.455	1:35.889	1:35.968	1:33.282	1:37.035	1:32.867
45	Jamie PORT (VIC)	1:44.970	1:38.660	1:41.210	1:38.053	1:42.345	3:01.240	1:45.493	1:39.936	1:39.449	1:38.996	1:39.568		
3	Cameron DUNKER (NSW)	1:47.199	1:39.174	1:37.613	1:38.068	1:37.990	1:40.421	1:37.464	1:36.070	1:36.067	1:35.494	1:35.483	1:34.286	1:35.618
121	Reece OUGHTRED (VIC)	1:43.270	1:37.945	1:43.762	1:36.213	1:36.460	1:37.663	2:13.507	1:39.578	1:35.231	1:34.764	1:33.939		
32	Jai RUSSO (NSW)	1:47.483	1:40.405	1:37.431	1:36.538	1:36.717	1:36.227	1:35.175	1:35.681	1:36.230	3:16.543	1:41.934		
59	Tom DRANE (NSW)	1:45.930	1:39.286	1:36.404	1:39.231	1:35.733	1:35.317	1:34.400	1:32.857	1:35.564	1:33.291	2:01.956	1:41.193	
78	Caleb GILMORE (MWT)	1:48.049	1:37.526	1:36.613	2:03.564	1:45.014	1:36.386	1:35.248	1:34.772	1:42.383	1:34.793			
63	Clay CLEGG (NSW)	1:48.755	1:40.130	1:38.237	1:37.778	3:02.833	1:41.050	1:37.435	1:36.622	1:36.060	1:35.937	1:35.887		
35	Varis FLEMING (VIC)	1:47.025	1:40.451	1:38.022										
72	Benjamin BAKER (NSW)	1:46.444	1:36.417	1:34.133	1:39.118	1:33.660	1:33.068	3:43.931	1:46.970	1:34.338	1:33.421	1:32.939		
47	Zylas BUNTING (NSW)	1:43.040	1:37.282	1:37.977	1:38.081	1:35.437	1:34.670	2:20.889	1:45.574	1:34.062	1:35.307	1:35.379	1:33.725	
97	Peter NERLICH (VIC)	1:43.836	1:36.319	1:39.242	1:35.803	1:34.728	1:33.886	1:34.158	1:34.995	1:34.052	1:34.052	1:32.681	1:33.170	
355	Laura BROWN (NSW)	1:48.902	1:37.894	1:36.028	1:36.091	1:35.736	1:35.499	4:04.269	1:49.175	1:37.029	1:35.759	1:35.881		
16	James JACOBS (NSW)	1:45.040	1:37.869	1:36.020	1:36.212	1:35.389	2:37.726	1:50.711	1:35.115	1:34.949	1:35.439	1:34.995		
7	Zane KINNA (VIC)	1:43.728	1:37.994	1:35.963	1:35.893	1:35.232	1:35.757	1:36.295	2:07.807	1:43.335	1:37.384	1:35.666	1:37.032	
50	Carter THOMPSON (NSW)	1:43.159	1:37.808	1:33.953	1:33.774	1:33.263	1:32.601	1:32.611	1:32.605	1:33.446	1:33.769	1:32.301	1:33.701	1:37.080
56	Jesse WOODS (TAS)	1:57.084	1:51.583	1:50.726	1:50.372	1:48.777	1:46.837	1:45.408	1:45.351	1:45.302	1:43.735	1:42.855		
39	Glenn NELSON (QLD)	1:50.553	1:43.669	1:40.326	1:39.018	1:38.212	1:37.418	1:37.739	1:42.147	1:37.569	1:37.510	1:48.786	1:37.613	
37	Patrick BOGNAR (QLD)	1:50.763	1:43.816	1:40.879	1:41.202	1:40.655	1:43.379	1:40.083	1:39.154	1:40.033	3:07.780	1:43.150		
12	Henry SNELL (QLD)	1:48.632	1:41.238	1:38.325	1:38.298	1:37.468	1:37.218	1:36.742	1:39.535	1:37.979	1:38.565	1:37.768		
95	Matthew RINDEL (VIC)	1:51.307	1:40.166	1:40.543	1:37.833	1:38.320	1:38.581	1:38.309	1:38.213	1:37.551	1:37.657	1:37.381	1:37.082	
20	Jonathan NAHLOUS (NSW)	1:52.051	1:45.834	1:40.760	1:40.694	1:39.993	1:39.153	1:39.702	1:40.065	1:38.517	1:38.901	1:39.399	1:38.331	
34	Benjamin ANGELIDIS (ACT)	1:53.503	1:44.805	1:45.560	1:42.625	1:42.408	1:41.433	1:40.766	1:39.713	1:39.674	1:40.241	1:46.440		
49	Jake FARNSWORTH (NSW)	1:47.966	1:42.491	1:39.053	1:38.250	1:37.033	1:37.265	1:36.278						
17	Oliver SHORT (VIC)	1:54.091	1:50.538	1:47.181	1:44.163	1:42.748	1:42.643	1:40.620	1:39.142	1:38.194	1:40.152	1:40.332		
110	Zakary PETTENDY (NSW)	2:05.450	1:46.904	2:23.112	10:22.564	1:54.700								
181	Liam WATERS (QLD)	1:57.205	1:42.365	1:42.327	1:39.724	1:38.664	1:38.601	1:37.418	1:37.838	1:37.479	1:38.484	1:37.110	1:37.531	
22	Zackary JOHNSON (VIC)	1:47.552	1:39.419	1:39.612	1:38.957	1:42.061								
58	Lucas QUINN (QLD)	1:46.919	1:39.717	1:36.547	1:35.100	1:39.741	1:36.076	1:34.371	1:34.762	1:34.846	2:20.305			
25	Brodie GAWITH (VIC)	1:45.605	1:41.782	1:38.245	2:25.235	1:48.925	1:37.865	1:38.998	1:37.786	1:37.906	1:37.915			
51	Samuel PEZZETTA (SA)	2:03.438	1:46.014	1:43.979	1:41.797	1:43.640								
91	Taiyo AKSU (QLD)	1:39.525	1:38.886											


 Chief Timekeeper - Scott Lang


 Race Director - Tom Williams


 Clerk of Course - Paul Hinds





Winton Motor Raceway

Round 2 : March 12 - 14



AUSTRALIAN SUPERSPORT 300 CHAMPIONSHIP

Practice 1

Date: 12/03/21
 Event: P02
 Weather: Sunny - Temp: 23.3C
 Track: Dry - Temp: 27.4C

Started at: 09:20:02
 Laps: 20 Min
 Starters: 34
 Printed at: 10:25

SPLIT TIMES

Lap	Split 1	Split 2	Split 3	Split 4	Lap Time	Spd	Lap	Split 1	Split 2	Split 3	Split 4	Lap Time	Spd
11 Brandon DEMMERY (NSW) (7th)							4	14.014	16.517	34.320	33.202	1:38.053	160
1	23.241	18.479	37.110	34.841	1:53.671 P		5	14.952	16.533	35.217	35.643	1:42.345	162
2	14.140	16.530	34.223	33.610	1:38.503	154	6	14.234	16.697	34.962	1:55.347	3:01.240	156
3	14.158	18.260	35.295	32.640	1:40.353	156	7	20.205	16.917	34.912	33.459	1:45.493 P	
4	13.444	15.926	33.730	32.627	1:35.727	158	8	14.371	16.799	35.188	33.578	1:39.936	156
5	13.502	16.416	32.987	32.450	1:35.355	157	9	14.161	16.790	34.821	33.677	1:39.449	156
6	14.743	16.236	33.944	32.390	1:37.313	158	10	13.978	16.765	34.885	33.368	1:38.996	157
7	13.397	16.141	32.792	32.450	1:34.780	157	11	14.257	16.726	34.974	33.611	1:39.568	157
8	13.331	15.855	33.373	32.813	1:35.372	156	3 Cameron DUNKER (NSW) (9th)						
9	13.643	16.037	34.017	32.688	1:36.385	156	1	19.329	17.863	36.029	33.978	1:47.199 P	
10	13.402	15.706	32.581	32.199	1:33.888	155	2	14.178	16.745	35.211	33.040	1:39.174	157
99 Jacob HATCH (NSW) (11th)							3	13.766	16.484	34.598	32.765	1:37.613	160
1	22.783	18.736	36.887	34.740	1:53.146 P		4	13.716	16.387	34.653	33.312	1:38.068	159
2	14.228	16.425	34.210	33.355	1:38.218	156	5	13.597	16.885	34.662	32.846	1:37.990	160
3	14.477	18.087	36.309	33.069	1:41.942	156	6	13.590	16.488	37.556	32.787	1:40.421	159
4	13.757	16.345	34.273	33.150	1:37.525	162	7	13.581	16.388	34.645	32.850	1:37.464	160
5	14.383	16.200	33.778	32.740	1:37.101	159	8	13.540	16.042	33.972	32.516	1:36.070	159
6	13.601	16.011	33.238	32.416	1:35.266	157	9	13.553	16.073	34.083	32.358	1:36.067	158
7	13.582	15.975	33.125	32.240	1:34.922	158	10	13.570	16.011	33.420	32.493	1:35.494	159
8	13.566	15.992	32.865	32.200	1:34.623	156	11	13.384	16.147	33.502	32.450	1:35.483	160
9	13.426	15.973	32.899	32.511	1:34.809	157	12	13.319	15.801	33.090	32.076	1:34.286	161
10	13.896	16.500	33.499	32.953	1:36.848	160	13	13.196	15.875	33.615	32.932	1:35.618	162
11	13.843	16.315	33.995	33.300	1:37.453	150	121 Reece OUGHTRED (VIC) (8th)						
12	13.963	16.176	33.688	1:23.509	2:27.336	155	1	17.139	17.283	35.190	33.658	1:43.270 P	
88 Joseph MARINIELLO (VIC) (4th)							2	13.832	16.287	34.720	33.106	1:37.945	158
1	17.348	17.451	34.025	32.992	1:41.816 P		3	14.643	18.491	37.902	32.726	1:43.762	161
2	13.585	16.148	33.164	32.079	1:34.976	158	4	13.591	16.283	33.738	32.601	1:36.213	158
3	13.194	15.741	32.772	31.574	1:33.281	162	5	13.573	15.933	33.736	33.218	1:36.460	158
4	13.336	17.548	33.451	32.347	1:36.682	165	6	14.327	16.402	34.005	32.929	1:37.663	157
5	13.273	16.207	42.102	36.086	1:47.668	162	7	13.536	16.266	35.717	1:07.988	2:13.507	160
6	13.318	15.853	32.967	32.693	1:34.831	158	8	17.464	16.055	33.545	32.514	1:39.578 P	
7	13.200	15.499	33.766	58.287	2:00.752	161	9	13.512	16.036	33.398	32.285	1:35.231	157
8	13.218	15.569	32.716	31.952	1:33.455	159	10	13.474	16.003	33.148	32.139	1:34.764	158
9	13.157	15.551	34.477	32.704	1:35.889	160	11	13.279	15.856	32.835	31.969	1:33.939	158
10	13.253	15.990	34.220	32.505	1:35.968	159	32 Jai RUSSO (NSW) (14th)						
11	13.180	15.843	32.254	32.005	1:33.282	160	1	18.133	18.458	36.510	34.382	1:47.483 P	
12	13.159	16.571	33.458	33.847	1:37.035	161	2	14.336	17.048	35.531	33.490	1:40.405	154
13	13.185	15.453	32.347	31.882	1:32.867	160	3	13.908	16.316	34.392	32.815	1:37.431	155
45 Jamie PORT (VIC) (25th)							4	13.772	16.363	33.777	32.626	1:36.538	155
1	18.192	17.295	35.973	33.510	1:44.970 P		5	13.742	16.219	33.943	32.813	1:36.717	156
2	14.175	16.611	34.683	33.191	1:38.660	160	6	13.695	16.203	33.903	32.426	1:36.227	156
3	14.063	18.144	35.763	33.240	1:41.210	160	7	13.429	16.007	33.170	32.569	1:35.175	158

Scott Laing
 Chief Timekeeper - Scott Laing

Tom Williams
 Race Director - Tom Williams

Paul Hinds
 Clerk of Course - Paul Hinds





Winton Motor Raceway

Round 2 : March 12 - 14



AUSTRALIAN SUPERSPORT 300 CHAMPIONSHIP

Practice 1

Date: 12/03/21
 Event: P02
 Weather: Sunny - Temp: 23.3C
 Track: Dry - Temp: 27.4C

Started at: 09:20:02
 Laps: 20 Min
 Starters: 34
 Printed at: 10:25

SPLIT TIMES

Lap	Split 1	Split 2	Split 3	Split 4	Lap Time	Spd	Lap	Split 1	Split 2	Split 3	Split 4	Lap Time	Spd
8	13.981	16.131	33.090	32.479	1:35.681	157	1	19.193	17.626	35.739	34.467	1:47.025 P	
9	13.388	16.109	34.094	32.639	1:36.230	157	2	14.566	18.160	34.574	33.151	1:40.451	159
10	13.765	16.193	35.450	2:11.135	3:16.543	156	3	14.056	16.701	34.149	33.116	1:38.022	163
11	19.163	16.100	33.985	32.686	1:41.934 P								

59 Tom DRANE (NSW) (3rd)

1	17.824	17.859	36.451	33.796	1:45.930 P	
2	14.085	17.167	34.987	33.047	1:39.286	158
3	13.707	16.330	33.910	32.457	1:36.404	160
4	13.608	16.363	34.660	34.600	1:39.231	160
5	13.671	16.292	33.277	32.493	1:35.733	160
6	13.522	16.164	33.405	32.226	1:35.317	161
7	13.397	15.864	32.590	32.549	1:34.400	162
8	13.211	15.710	32.430	31.506	1:32.857	160
9	13.304	15.960	34.108	32.192	1:35.564	162
10	13.224	15.700	32.547	31.820	1:33.291	161
11	13.274	15.812	33.279	59.591	2:01.956	161
12	18.280	16.410	33.791	32.712	1:41.193 P	

72 Benjamin BAKER (NSW) (5th)

1	20.502	17.695	35.384	32.863	1:46.444 P	
2	13.655	17.152	33.430	32.180	1:36.417	162
3	13.324	15.988	32.768	32.053	1:34.133	163
4	13.704	16.330	35.944	33.140	1:39.118	160
5	13.263	15.628	32.771	31.998	1:33.660	163
6	13.138	15.581	32.615	31.734	1:33.068	162
7	13.130	15.544	32.697	2:42.560	3:43.931	163
8	22.083	16.795	35.434	32.658	1:46.970 P	
9	13.389	15.662	33.241	32.046	1:34.338	161
10	13.272	15.613	32.672	31.864	1:33.421	162
11	13.049	15.562	32.734	31.594	1:32.939	165

47 Zylas BUNTING (NSW) (6th)

1	17.567	17.412	34.929	33.132	1:43.040 P	
2	13.787	16.263	34.231	33.001	1:37.282	158
3	14.112	16.578	34.266	33.021	1:37.977	164
4	14.301	16.206	34.381	33.193	1:38.081	163
5	13.763	15.795	33.027	32.852	1:35.437	162
6	13.490	15.924	32.916	32.340	1:34.670	160
7	13.475	15.954	33.152	1:18.308	2:20.889	159
8	18.966	17.204	36.270	33.134	1:45.574 P	
9	13.664	15.789	32.568	32.041	1:34.062	159
10	13.340	15.714	32.965	33.288	1:35.307	160
11	14.073	16.075	33.008	32.223	1:35.379	159
12	13.478	15.712	32.636	31.899	1:33.725	158

78 Caleb GILMORE (MWT) (12th)

1	20.377	17.723	35.873	34.076	1:48.049 P	
2	13.900	16.248	34.419	32.959	1:37.526	156
3	13.521	16.396	33.972	32.724	1:36.613	161
4	13.467	16.252	34.744	59.101	2:03.564	161
5	21.492	16.513	34.211	32.798	1:45.014 P	
6	13.644	16.005	33.488	33.249	1:36.386	158
7	13.492	15.938	33.300	32.518	1:35.248	158
8	13.418	15.753	33.326	32.275	1:34.772	157
9	13.503	17.627	37.853	33.400	1:42.383	157
10	13.309	15.955	33.016	32.513	1:34.793	158

97 Peter NERLICH (VIC) (2nd)

1	17.833	17.617	35.239	33.147	1:43.836 P	
2	13.615	16.227	33.552	32.925	1:36.319	159
3	14.017	16.578	34.486	34.161	1:39.242	161
4	13.399	15.901	33.700	32.803	1:35.803	160
5	13.815	15.739	32.868	32.306	1:34.728	157
6	13.305	15.735	32.769	32.077	1:33.886	157
7	13.156	15.608	33.092	32.302	1:34.158	157
8	13.308	16.487	33.140	32.060	1:34.995	157
9	13.325	15.782	32.913	32.032	1:34.052	158
10	13.132	15.430	33.416	32.074	1:34.052	157
11	13.092	15.501	32.456	31.632	1:32.681	158
12	13.136	15.490	32.706	31.838	1:33.170	160

35 Varis FLEMING (VIC) (24th)

Scott Laing
 Chief Timekeeper - Scott Laing

Tom Williams
 Race Director - Tom Williams

Paul Hinds
 Clerk of Course - Paul Hinds





Winton Motor Raceway

Round 2 : March 12 - 14



ASBK.COM.AU f t i y

AUSTRALIAN SUPERSPORT 300 CHAMPIONSHIP

Practice 1

Date: 12/03/21
 Event: P02
 Weather: Sunny - Temp: 23.3C
 Track: Dry - Temp: 27.4C

Started at: 09:20:02
 Laps: 20 Min
 Starters: 34
 Printed at: 10:25

SPLIT TIMES

Lap	Split 1	Split 2	Split 3	Split 4	Lap Time	Spd	Lap	Split 1	Split 2	Split 3	Split 4	Lap Time	Spd
355 Laura BROWN (NSW) (16th)							5	13.275	15.546	32.597	31.845	1:33.263	163
1	19.297	18.868	36.978	33.759	1:48.902 P		6	13.378	15.607	32.052	31.564	1:32.601	161
2	13.861	16.466	34.824	32.743	1:37.894	157	7	13.162	15.561	32.136	31.752	1:32.611	165
3	13.758	16.093	33.646	32.531	1:36.028	158	8	13.341	15.710	32.103	31.451	1:32.605	160
4	13.852	16.100	33.552	32.587	1:36.091	157	9	13.914	15.959	32.057	31.516	1:33.446	163
5	13.451	16.008	33.585	32.692	1:35.736	159	10	13.247	15.690	32.559	32.273	1:33.769	161
6	13.572	15.977	33.399	32.551	1:35.499	158	11	13.192	15.491	32.300	31.318	1:32.301	167
7	13.721	16.026	33.609	3:00.913	4:04.269	157	12	13.053	15.742	33.212	31.694	1:33.701	166
8	25.510	16.521	34.301	32.843	1:49.175 P		13	13.035	15.463	33.629	34.953	1:37.080	164
9	13.497	16.060	34.163	33.309	1:37.029	159	56 Jesse WOODS (TAS) (33th)						
10	13.673	15.932	33.747	32.407	1:35.759	158	1	19.387	19.742	40.238	37.717	1:57.084 P	
11	13.425	15.989	33.666	32.801	1:35.881	159	2	15.679	19.452	39.290	37.162	1:51.583	155
16 James JACOBS (NSW) (13th)							3	15.038	19.524	39.234	36.930	1:50.726	156
1	17.871	17.783	35.729	33.657	1:45.040 P		4	14.952	19.609	38.770	37.041	1:50.372	156
2	13.658	16.757	34.837	32.617	1:37.869	162	5	15.133	19.164	38.339	36.141	1:48.777	153
3	13.551	16.620	33.639	32.210	1:36.020	164	6	14.745	18.752	37.802	35.538	1:46.837	157
4	13.475	16.472	33.525	32.740	1:36.212	165	7	14.626	18.203	37.208	35.371	1:45.408	155
5	13.390	16.161	33.424	32.414	1:35.389	163	8	14.482	18.156	37.418	35.295	1:45.351	156
6	13.307	16.277	33.766	1:34.376	2:37.726	163	9	14.772	18.429	37.096	35.005	1:45.302	157
7	28.134	16.286	33.929	32.362	1:50.711 P		10	14.319	17.844	36.742	34.830	1:43.735	157
8	13.296	16.249	33.367	32.203	1:35.115	163	11	14.134	17.672	36.451	34.598	1:42.855	158
9	13.236	16.189	33.133	32.391	1:34.949	163	39 Glenn NELSON (QLD) (22th)						
10	13.473	16.226	33.594	32.146	1:35.439	164	1	18.648	18.462	37.838	35.605	1:50.553 P	
11	13.255	16.168	33.359	32.213	1:34.995	163	2	15.025	17.933	36.477	34.234	1:43.669	155
7 Zane KINNA (VIC) (15th)							3	14.384	17.204	35.230	33.508	1:40.326	157
1	18.576	17.390	34.878	32.884	1:43.728 P		4	14.006	16.621	34.657	33.734	1:39.018	157
2	13.876	16.336	34.790	32.992	1:37.994	159	5	13.909	16.214	34.198	33.891	1:38.212	158
3	13.619	15.937	34.021	32.386	1:35.963	158	6	13.838	16.247	34.067	33.266	1:37.418	158
4	13.424	16.074	33.670	32.725	1:35.893	158	7	13.804	16.354	34.097	33.484	1:37.739	157
5	13.358	16.026	33.569	32.279	1:35.232	157	8	13.854	16.429	34.571	37.293	1:42.147	156
6	13.549	16.203	33.413	32.592	1:35.757	160	9	13.940	16.281	34.125	33.223	1:37.569	157
7	13.619	16.089	33.660	32.927	1:36.295	155	10	13.940	16.395	34.126	33.049	1:37.510	158
8	13.870	16.264	34.370	1:03.303	2:07.807	154	11	15.014	17.005	38.626	38.141	1:48.786	158
9	20.583	16.547	33.730	32.475	1:43.335 P		12	13.936	16.226	34.102	33.349	1:37.613	157
10	13.911	16.372	34.349	32.752	1:37.384	161	37 Patrick BOGNAR (QLD) (30th)						
11	13.376	15.673	33.664	32.953	1:35.666	162	1	18.548	18.670	38.077	35.468	1:50.763 P	
12	13.697	16.129	33.748	33.458	1:37.032	155	2	14.721	18.138	36.375	34.582	1:43.816	154
50 Carter THOMPSON (NSW) (1st)							3	14.132	17.081	35.581	34.085	1:40.879	157
1	18.042	17.604	34.766	32.747	1:43.159 P		4	14.025	17.000	35.867	34.310	1:41.202	157
2	13.569	16.711	34.895	32.633	1:37.808	164	5	14.037	17.155	35.478	33.985	1:40.655	154
3	13.507	15.976	32.812	31.658	1:33.953	164	6	13.755	17.043	36.887	35.694	1:43.379	156
4	13.462	15.749	32.246	32.317	1:33.774	161	7	13.795	16.850	35.310	34.128	1:40.083	155

Scott Laing
 Chief Timekeeper - Scott Laing

Tom Williams
 Race Director - Tom Williams

Paul Hinds
 Clerk of Course - Paul Hinds





Winton Motor Raceway

Round 2 : March 12 - 14



AUSTRALIAN SUPERSPORT 300 CHAMPIONSHIP

Practice 1

Date: 12/03/21
 Event: P02
 Weather: Sunny - Temp: 23.3C
 Track: Dry - Temp: 27.4C

Started at: 09:20:02
 Laps: 20 Min
 Starters: 34
 Printed at: 10:25

SPLIT TIMES

Lap	Split 1	Split 2	Split 3	Split 4	Lap Time	Spd	Lap	Split 1	Split 2	Split 3	Split 4	Lap Time	Spd
8	13.817	16.819	35.066	33.452	1:39.154	154	34 Benjamin ANGELIDIS (ACT) (31th)						
9	13.947	16.714	35.471	33.901	1:40.033	156	1	20.404	19.196	38.558	35.345	1:53.503 P	
10	14.176	18.093	37.429	1:58.082	3:07.780	155	2	14.691	17.784	36.943	35.387	1:44.805	148
11	18.804	16.475	34.380	33.491	1:43.150 P		3	15.002	19.650	36.665	34.243	1:45.560	150
							4	14.858	17.261	36.042	34.464	1:42.625	151
							5	14.958	17.255	35.610	34.585	1:42.408	150
12 Henry SNELL (QLD) (19th)							6	14.322	16.605	35.766	34.740	1:41.433	149
1	18.325	18.261	37.393	34.653	1:48.632 P		7	14.315	16.748	35.448	34.255	1:40.766	150
2	14.203	17.948	35.885	33.202	1:41.238	157	8	14.328	16.434	35.129	33.822	1:39.713	149
3	13.793	16.589	35.102	32.841	1:38.325	157	9	14.029	16.650	35.071	33.924	1:39.674	150
4	13.569	16.357	35.294	33.078	1:38.298	159	10	14.155	16.546	35.527	34.013	1:40.241	151
5	13.768	16.272	35.021	32.407	1:37.468	157	11	15.304	18.216	37.241	35.679	1:46.440	151
6	13.744	16.119	34.804	32.551	1:37.218	158							
7	13.497	16.136	34.307	32.802	1:36.742	159	49 Jake FARNSWORTH (NSW) (18th)						
8	13.541	16.459	36.350	33.185	1:39.535	159	1	19.328	18.300	36.129	34.209	1:47.966 P	
9	13.727	16.157	35.162	32.933	1:37.979	156	2	14.097	17.950	36.850	33.594	1:42.491	158
10	14.058	16.379	34.489	33.639	1:38.565	159	3	14.108	16.744	34.988	33.213	1:39.053	158
11	13.644	16.164	34.979	32.981	1:37.768	157	4	13.809	16.528	34.747	33.166	1:38.250	159
							5	13.588	16.340	34.073	33.032	1:37.033	158
95 Matthew RINDEL (VIC) (20th)							6	13.770	16.369	34.098	33.028	1:37.265	158
1	19.410	18.587	37.310	36.000	1:51.307 P		7	13.564	16.194	33.543	32.977	1:36.278	158
2	14.466	17.174	35.230	33.296	1:40.166	159							
3	14.053	17.050	35.495	33.945	1:40.543	160	17 Oliver SHORT (VIC) (26th)						
4	13.732	16.399	34.490	33.212	1:37.833	162	1	19.357	19.115	40.142	35.477	1:54.091 P	
5	13.825	16.497	34.568	33.430	1:38.320	162	2	14.872	17.994	40.548	37.124	1:50.538	159
6	13.896	16.843	34.503	33.339	1:38.581	162	3	15.084	17.685	38.420	35.992	1:47.181	160
7	13.746	16.713	34.552	33.298	1:38.309	162	4	14.461	16.956	36.486	36.260	1:44.163	159
8	14.031	16.478	34.414	33.290	1:38.213	160	5	14.297	17.047	36.845	34.559	1:42.748	161
9	13.898	16.481	34.273	32.899	1:37.551	160	6	14.559	17.373	36.451	34.260	1:42.643	159
10	13.827	16.377	34.427	33.026	1:37.657	161	7	14.426	16.790	35.859	33.545	1:40.620	159
11	13.831	16.344	34.079	33.127	1:37.381	160	8	14.451	16.442	35.085	33.164	1:39.142	159
12	13.923	16.213	34.060	32.886	1:37.082	153	9	13.862	16.185	35.155	32.992	1:38.194	162
							10	14.268	16.398	35.556	33.930	1:40.152	161
20 Jonathan NAHLOUS (NSW) (27th)							11	14.122	17.425	35.333	33.452	1:40.332	160
1	19.560	19.390	37.828	35.273	1:52.051 P								
2	14.402	18.317	38.423	34.692	1:45.834	150	110 Zakary PETTENDY (NSW) (34th)						
3	14.150	17.067	35.591	33.952	1:40.760	156	1	27.576	20.253	40.397	37.224	2:05.450 P	
4	14.401	16.992	35.319	33.982	1:40.694	157	2	15.019	18.410	38.162	35.313	1:46.904	155
5	13.917	16.802	35.398	33.876	1:39.993	154	3	14.380	17.810	38.367	1:12.555	2:23.112	157
6	13.874	16.685	34.894	33.700	1:39.153	157	4	25.349	18.879	38.669	8:59.667	10:22.564 P	
7	13.936	16.695	35.343	33.728	1:39.702	155	5	24.247	18.663	37.747	34.043	1:54.700 P	
8	13.850	16.281	36.511	33.423	1:40.065	156							
9	13.775	16.416	34.531	33.795	1:38.517	157	181 Liam WATERS (QLD) (21th)						
10	13.880	16.464	35.050	33.507	1:38.901	158	1	24.887	18.994	38.041	35.283	1:57.205 P	
11	14.069	16.786	34.692	33.852	1:39.399	154	2	14.578	17.440	36.290	34.057	1:42.365	150
12	13.919	16.724	34.531	33.157	1:38.331	156							

Scott Laing
 Chief Timekeeper - Scott Laing

Tom Williams
 Race Director - Tom Williams

Paul Hinds
 Clerk of Course - Paul Hinds





Winton Motor Raceway

Round 2 : March 12 - 14



AUSTRALIAN SUPERSPORT 300 CHAMPIONSHIP

Practice 1

Date: 12/03/21
 Event: P02
 Weather: Sunny - Temp: 23.3C
 Track: Dry - Temp: 27.4C

Started at: 09:20:02
 Laps: 20 Min
 Starters: 34
 Printed at: 10:25

SPLIT TIMES

Lap	Split 1	Split 2	Split 3	Split 4	Lap Time	Spd	Lap	Split 1	Split 2	Split 3	Split 4	Lap Time	Spd
3	14.248	17.814	36.285	33.980	1:42.327	153	9	13.697	16.073	33.071	32.005	1:34.846	162
4	13.989	17.471	34.887	33.377	1:39.724	153	10	13.465	17.045	36.529	1:13.266	2:20.305	160
5	14.110	16.693	34.635	33.226	1:38.664	153							
6	13.854	16.444	35.005	33.298	1:38.601	155	25 Brodie GAWITH (VIC) (23th)						
7	13.798	16.346	34.249	33.025	1:37.418	153	1	19.486	17.040	35.206	33.873	1:45.605 P	
8	13.743	16.313	34.603	33.179	1:37.838	153	2	14.287	18.346	35.988	33.161	1:41.782	155
9	13.791	16.265	34.505	32.918	1:37.479	152	3	13.997	16.440	34.198	33.610	1:38.245	156
10	14.163	16.599	34.563	33.159	1:38.484	154	4	14.548	16.665	35.458	1:18.564	2:25.235	159
11	13.593	16.101	34.371	33.045	1:37.110	154	5	23.540	17.207	34.672	33.506	1:48.925 P	
12	13.848	16.160	33.684	33.839	1:37.531	151	6	14.206	16.520	34.043	33.096	1:37.865	155
							7	14.171	16.540	35.688	32.599	1:38.998	153
22 Zackary JOHNSON (VIC) (29th)							8	13.644	16.276	34.667	33.199	1:37.786	156
1	18.659	18.741	36.297	33.855	1:47.552 P		9	14.007	16.633	34.484	32.782	1:37.906	153
2	13.996	16.545	35.331	33.547	1:39.419	157	10	13.661	16.099	33.663	34.492	1:37.915	156
3	13.749	18.421	34.249	33.193	1:39.612	158							
4	13.894	16.398	34.653	34.012	1:38.957	158	51 Samuel PEZZETTA (SA) (32th)						
5	14.066	16.620	35.204	36.171	1:42.061	158	1	27.623	18.879	40.323	36.613	2:03.438 P	
							2	14.810	17.751	38.424	35.029	1:46.014	152
58 Lucas QUINN (QLD) (10th)							3	14.531	17.094	37.184	35.170	1:43.979	153
1	18.969	16.867	36.400	34.683	1:46.919 P		4	14.340	16.960	36.374	34.123	1:41.797	155
2	13.998	17.990	35.103	32.626	1:39.717	160	5	14.173	17.452	36.427	35.588	1:43.640	155
3	13.576	15.963	34.222	32.786	1:36.547	157							
4	13.640	16.332	33.058	32.070	1:35.100	159	91 Taiyo AKSU (QLD) (28th)						
5	13.507	15.978	35.962	34.294	1:39.741	162	1					1:39.525	
6	13.529	16.753	33.425	32.369	1:36.076	157	2					1:38.886	
7	13.422	15.912	33.018	32.019	1:34.371	159							
8	13.278	16.074	33.318	32.092	1:34.762	161							

Scott Laing
 Chief Timekeeper - Scott Laing

Tom Williams
 Race Director - Tom Williams

Paul Hinds
 Clerk of Course - Paul Hinds





Winton Motor Raceway

Round 2 : March 12 - 14



ASBK.COM.AU f t i y

AUSTRALIAN SUPERSPORT 300 CHAMPIONSHIP

Practice 1

Date: 12/03/21
 Event: P02
 Weather: Sunny - Temp: 23.3C
 Track: Dry - Temp: 27.4C

Started at: 09:20:02
 Laps: 20 Min
 Starters: 34
 Printed at: 10:25

FASTEST LAPS SEQUENCE

Race Time	No	Name	Machine	Fastest Lap	On Lap
1:51.047	88	Joseph MARINIELLO (VIC)	Kawasaki Ninja	1:41.816	1
3:26.023	88	Joseph MARINIELLO (VIC)	Kawasaki Ninja	1:34.976	2
4:59.304	88	Joseph MARINIELLO (VIC)	Kawasaki Ninja	1:33.281	3
9:06.646	50	Carter THOMPSON (NSW)	Yamaha YZF-R3	1:33.263	5
10:34.876	72	Benjamin BAKER (NSW)	Yamaha YZF-R3	1:33.068	6
10:39.247	50	Carter THOMPSON (NSW)	Yamaha YZF-R3	1:32.601	6
18:23.979	50	Carter THOMPSON (NSW)	Yamaha YZF-R3	1:32.301	11

Scott Laing
 Chief Timekeeper - Scott Laing

Tom Williams
 Race Director - Tom Williams

Paul Hinds
 Clerk of Course - Paul Hinds



www.computime.com.au
 COMPUTIME RACE TIMING SYSTEMS PTY LTD





Winton Motor Raceway

Round 2 : March 12 - 14



AUSTRALIAN SUPERSPORT 300 CHAMPIONSHIP

Practice 1

Date: 12/03/21
 Event: P02
 Weather: Sunny - Temp: 23.3C
 Track: Dry - Temp: 27.4C

Started at: 09:20:02
 Laps: 20 Min
 Starters: 34
 Printed at: 10:25

BEST PARTIAL TIMES

Pos	Split 1		Split 2		Split 3		Split 4		LAP		Ideal	Fastest
	Name	Time	Name	Time	Name	Time	Name	Time	Name	Time		
1	O. SHORT	11.623	G. NELSON	13.934	O. SHORT	30.243	O. SHORT	27.713	O. SHORT	1:23.686	1:23.726	
2	G. NELSON	11.721	O. SHORT	14.107	G. NELSON	30.391	G. NELSON	28.048	G. NELSON	1:24.094	1:24.351	
3	H. SNELL	11.900	H. SNELL	14.416	H. SNELL	31.189	H. SNELL	28.543	H. SNELL	1:26.048	1:26.190	
4	L. QUINN	12.385	L. QUINN	15.318	C. THOMPSON	32.052	L. QUINN	29.150	L. QUINN	1:29.777	1:30.041	
5	C. THOMPSON	13.035	P. NERLICH	15.430	C. THOMPSON	32.052	C. THOMPSON	31.318	C. THOMPSON	1:31.868	1:32.301	
6	C. THOMPSON	13.035	P. NERLICH	15.430	J. MARINIPELL	32.254	C. THOMPSON	31.318	C. THOMPSON	1:31.868	1:32.301	
7	B. BAKER	13.049	J. MARINIPELL	15.453	J. MARINIPELL	32.254	T. DRANE	31.506	J. MARINIPELL	1:32.438	1:32.867	
8	B. BAKER	13.049	J. MARINIPELL	15.453	T. DRANE	32.430	T. DRANE	31.506	J. MARINIPELL	1:32.438	1:32.867	
9	P. NERLICH	13.092	C. THOMPSON	15.463	T. DRANE	32.430	J. MARINIPELL	31.574	P. NERLICH	1:32.610	1:32.681	
10	P. NERLICH	13.092	C. THOMPSON	15.463	P. NERLICH	32.456	J. MARINIPELL	31.574	P. NERLICH	1:32.610	1:32.681	
11	J. MARINIPELL	13.157	B. BAKER	15.544	P. NERLICH	32.456	B. BAKER	31.594	B. BAKER	1:32.802	1:32.939	
12	J. MARINIPELL	13.157	B. BAKER	15.544	Z. BUNTING	32.568	B. BAKER	31.594	B. BAKER	1:32.802	1:32.939	
13	C. DUNKER	13.196	Z. KINNA	15.673	Z. BUNTING	32.568	P. NERLICH	31.632	T. DRANE	1:32.847	1:32.857	
14	C. DUNKER	13.196	Z. KINNA	15.673	B. DEMMERY	32.581	P. NERLICH	31.632	T. DRANE	1:32.847	1:32.857	
15	T. DRANE	13.211	T. DRANE	15.700	B. DEMMERY	32.581	Z. BUNTING	31.899	Z. BUNTING	1:33.519	1:33.725	
16	T. DRANE	13.211	T. DRANE	15.700	B. BAKER	32.615	Z. BUNTING	31.899	Z. BUNTING	1:33.519	1:33.725	
17	J. JACOBS	13.236	B. DEMMERY	15.706	B. BAKER	32.615	R. OUGHTRE	31.969	B. DEMMERY	1:33.817	1:33.888	
18	J. JACOBS	13.236	B. DEMMERY	15.706	R. OUGHTRE	32.835	R. OUGHTRE	31.969	B. DEMMERY	1:33.817	1:33.888	
19	C. GILMORE	13.238	Z. BUNTING	15.712	R. OUGHTRE	32.835	L. QUINN	32.005	R. OUGHTRE	1:33.939	1:33.939	
20	C. GILMORE	13.238	Z. BUNTING	15.712	J. HATCH	32.865	L. QUINN	32.005	R. OUGHTRE	1:33.939	1:33.939	
21	L. QUINN	13.278	C. GILMORE	15.753	J. HATCH	32.865	C. DUNKER	32.076	C. DUNKER	1:34.163	1:34.286	
22	L. QUINN	13.278	C. GILMORE	15.753	L. QUINN	32.924	C. DUNKER	32.076	C. DUNKER	1:34.163	1:34.286	
23	R. OUGHTRE	13.279	C. DUNKER	15.801	C. GILMORE	33.016	J. JACOBS	32.146	L. QUINN	1:34.213	1:34.371	
24	R. OUGHTRE	13.279	C. DUNKER	15.801	C. GILMORE	33.016	J. JACOBS	32.146	L. QUINN	1:34.213	1:34.371	
25	B. DEMMERY	13.331	R. OUGHTRE	15.856	L. QUINN	33.018	B. DEMMERY	32.199	C. GILMORE	1:34.282	1:34.772	
26	B. DEMMERY	13.331	R. OUGHTRE	15.856	L. QUINN	33.018	B. DEMMERY	32.199	C. GILMORE	1:34.282	1:34.772	
27	Z. BUNTING	13.340	C. CLEGG	15.856	C. DUNKER	33.090	J. HATCH	32.200	J. HATCH	1:34.464	1:34.623	
28	Z. BUNTING	13.340	C. CLEGG	15.856	J. RUSSO	33.090	J. HATCH	32.200	J. HATCH	1:34.464	1:34.623	
29	Z. KINNA	13.358	L. QUINN	15.912	C. DUNKER	33.090	J. JACOBS	32.210	J. JACOBS	1:34.676	1:34.949	
30	Z. KINNA	13.358	L. QUINN	15.912	J. RUSSO	33.090	C. GILMORE	32.275	J. JACOBS	1:34.676	1:34.949	
31	J. RUSSO	13.388	L. BROWN	15.932	J. JACOBS	33.133	C. GILMORE	32.275	Z. KINNA	1:34.723	1:35.232	
32	J. RUSSO	13.388	L. BROWN	15.932	J. JACOBS	33.133	Z. KINNA	32.279	Z. KINNA	1:34.723	1:35.232	
33	J. JACOBS	13.390	J. HATCH	15.973	C. CLEGG	33.287	Z. KINNA	32.279	J. RUSSO	1:34.911	1:35.175	
34	L. BROWN	13.425	J. HATCH	15.973	C. CLEGG	33.287	H. SNELL	32.407	J. RUSSO	1:34.911	1:35.175	
35	L. BROWN	13.425	J. RUSSO	16.007	L. BROWN	33.399	L. BROWN	32.407	L. BROWN	1:35.163	1:35.499	
36	J. HATCH	13.426	J. RUSSO	16.007	L. BROWN	33.399	L. BROWN	32.407	L. BROWN	1:35.163	1:35.499	
37	J. HATCH	13.426	B. GAWITH	16.099	Z. KINNA	33.413	H. SNELL	32.407	J. JACOBS	1:35.185	1:35.389	
38	C. CLEGG	13.435	B. GAWITH	16.099	Z. KINNA	33.413	J. RUSSO	32.426	C. CLEGG	1:35.236	1:35.887	
39	C. CLEGG	13.435	L. WATERS	16.101	J. JACOBS	33.424	J. RUSSO	32.426	C. CLEGG	1:35.236	1:35.887	
40	J. FARNSWO	13.443	L. WATERS	16.101	J. FARNSWO	33.543	B. GAWITH	32.599	B. GAWITH	1:36.005	1:37.786	

Scott Lang
 Chief Timekeeper - Scott Lang

Tom Williams
 Race Director - Tom Williams

Paul Hinds
 Clerk of Course - Paul Hinds





Winton Motor Raceway

Round 2 : March 12 - 14



AUSTRALIAN SUPERSPORT 300 CHAMPIONSHIP

Practice 1

Date: 12/03/21
 Event: P02
 Weather: Sunny - Temp: 23.3C
 Track: Dry - Temp: 27.4C

Started at: 09:20:02
 Laps: 20 Min
 Starters: 34
 Printed at: 10:26

BEST PARTIAL TIMES

Pos	Split 1		Split 2		Split 3		Split 4		LAP		Ideal	Fastest
	Name	Time	Name	Time	Name	Time	Name	Time	Name			
41	J. FARNSWO	13.443	H. SNELL	16.119	J. FARNSWO	33.543	B. GAWITH	32.599	B. GAWITH	1:36.005	1:37.786	
42	H. SNELL	13.497	H. SNELL	16.119	B. GAWITH	33.663	C. CLEGG	32.658	J. FARNSWO	1:36.141	1:36.278	
43	H. SNELL	13.497	J. JACOBS	16.161	B. GAWITH	33.663	C. CLEGG	32.658	J. FARNSWO	1:36.141	1:36.278	
44	L. WATERS	13.593	J. JACOBS	16.161	L. WATERS	33.684	M. RINDEL	32.886	L. WATERS	1:36.296	1:37.110	
45	L. WATERS	13.593	J. JACOBS	16.161	L. WATERS	33.684	M. RINDEL	32.886	L. WATERS	1:36.296	1:37.110	
46	B. GAWITH	13.644	J. FARNSWO	16.178	V. FLEMING	33.724	L. WATERS	32.918	H. SNELL	1:36.330	1:36.742	
47	Z. JOHNSON	13.644	J. FARNSWO	16.178	V. FLEMING	33.724	L. WATERS	32.918	H. SNELL	1:36.330	1:36.742	
48	B. GAWITH	13.644	O. SHORT	16.185	M. RINDEL	34.060	J. FARNSWO	32.977	M. RINDEL	1:36.891	1:37.082	
49	Z. JOHNSON	13.644	O. SHORT	16.185	M. RINDEL	34.060	J. FARNSWO	32.977	M. RINDEL	1:36.891	1:37.082	
50	M. RINDEL	13.732	O. SHORT	16.185	G. NELSON	34.067	O. SHORT	32.992	G. NELSON	1:37.134	1:37.418	
51	M. RINDEL	13.732	M. RINDEL	16.213	G. NELSON	34.067	O. SHORT	32.992	G. NELSON	1:37.134	1:37.418	
52	P. BOGNAR	13.755	M. RINDEL	16.213	Z. JOHNSON	34.249	O. SHORT	32.992	V. FLEMING	1:37.252	1:38.022	
53	P. BOGNAR	13.755	G. NELSON	16.214	Z. JOHNSON	34.249	G. NELSON	33.049	V. FLEMING	1:37.252	1:38.022	
54	J. NAHLOUS	13.775	G. NELSON	16.214	H. SNELL	34.307	G. NELSON	33.049	Z. JOHNSON	1:37.484	1:38.957	
55	J. NAHLOUS	13.775	J. NAHLOUS	16.281	H. SNELL	34.307	V. FLEMING	33.116	Z. JOHNSON	1:37.484	1:38.957	
56	G. NELSON	13.804	J. NAHLOUS	16.281	J. PORT	34.320	V. FLEMING	33.116	J. NAHLOUS	1:37.744	1:38.331	
57	G. NELSON	13.804	Z. JOHNSON	16.398	J. PORT	34.320	J. NAHLOUS	33.157	J. NAHLOUS	1:37.744	1:38.331	
58	O. SHORT	13.862	Z. JOHNSON	16.398	P. BOGNAR	34.380	J. NAHLOUS	33.157	J. PORT	1:38.006	1:38.053	
59	O. SHORT	13.862	B. ANGELIDIS	16.434	P. BOGNAR	34.380	J. PORT	33.191	J. PORT	1:38.006	1:38.053	
60	O. SHORT	13.862	B. ANGELIDIS	16.434	J. NAHLOUS	34.531	J. PORT	33.191	P. BOGNAR	1:38.062	1:39.154	
61	V. FLEMING	13.975	V. FLEMING	16.437	J. NAHLOUS	34.531	Z. JOHNSON	33.193	P. BOGNAR	1:38.062	1:39.154	
62	V. FLEMING	13.975	V. FLEMING	16.437	B. ANGELIDIS	35.071	Z. JOHNSON	33.193	O. SHORT	1:38.124	1:38.194	
63	J. PORT	13.978	P. BOGNAR	16.475	B. ANGELIDIS	35.071	P. BOGNAR	33.452	O. SHORT	1:38.124	1:38.194	
64	J. PORT	13.978	P. BOGNAR	16.475	O. SHORT	35.085	P. BOGNAR	33.452	O. SHORT	1:38.124	1:38.194	
65	B. ANGELIDIS	14.029	J. PORT	16.517	O. SHORT	35.085	B. ANGELIDIS	33.822	B. ANGELIDIS	1:39.356	1:39.674	
66	B. ANGELIDIS	14.029	J. PORT	16.517	O. SHORT	35.085	B. ANGELIDIS	33.822	B. ANGELIDIS	1:39.356	1:39.674	
67	J. WOODS	14.134	S. PEZZETTA	16.733	S. PEZZETTA	36.374	Z. PETTENDY	34.043	S. PEZZETTA	1:41.403	1:41.797	
68	J. WOODS	14.134	S. PEZZETTA	16.733	S. PEZZETTA	36.374	Z. PETTENDY	34.043	S. PEZZETTA	1:41.403	1:41.797	
69	S. PEZZETTA	14.173	J. WOODS	17.672	J. WOODS	36.451	S. PEZZETTA	34.123	Z. PETTENDY	1:42.596	1:46.904	
70	S. PEZZETTA	14.173	J. WOODS	17.672	J. WOODS	36.451	S. PEZZETTA	34.123	Z. PETTENDY	1:42.596	1:46.904	
71	Z. PETTENDY	14.380	Z. PETTENDY	17.692	Z. PETTENDY	36.481	J. WOODS	34.598	J. WOODS	1:42.855	1:42.855	
72	Z. PETTENDY	14.380	Z. PETTENDY	17.692	Z. PETTENDY	36.481	J. WOODS	34.598	J. WOODS	1:42.855	1:42.855	
73									T. AKSU		1:38.886	
74									T. AKSU		1:38.886	

Scott Laing
 Chief Timekeeper - Scott Laing

Tom Williams
 Race Director - Tom Williams

Paul Hinds
 Clerk of Course - Paul Hinds





Winton Motor Raceway

Round 2 : March 12 - 14



ASBK.COM.AU f t i y

AUSTRALIAN SUPERSPORT 300 CHAMPIONSHIP


Practice 1

Date: 12/03/21
Event: P02
Weather: Sunny - Temp: 23.3C
Track: Dry - Temp: 27.4C


Started at: 09:20:02
Laps: 20 Min
Starters: 34
Printed at: 10:26

RACE INFORMATION


Time	Description
09:20:02	Event Start
09:26:22	Rider 91 (Taiyo AKSU) BLACK FLAG - NO TRANSPONDER
09:28:15	Rider 35 (Varis FLEMING) STOPPED TURN 10 - MECHANICAL
09:30:32	Track temps - Finish 27.5 / Int 1 - 26.5 / Int 2 - 27.2 / Int 3 - 26.1
09:40:04	Chequered Flag
09:40:53	Rider 51 (Samuel PEZZETTA) STOPPED TURN 9 - MECHANICAL
09:44:27	Event Finish



Chief Timekeeper - Scott Lang



Race Director - Tom Williams



Clerk of Course - Paul Hinds



www.computime.com.au
COMPUTIME RACE TIMING SYSTEMS PTY LTD

